

ASHFORD
UNIVERSITY
FOUNDED 1918



Welcome to your
New Online Classroom


New Online Classroom Benefits

- Announcements are more accessible and easier to navigate. This feature presents a more organized and user friendly home page.
- Discussions are conveniently organized by week.
- Discussion questions remain visible while you type your response. This will allow you to stay on task and better address the forum topic.

New Online Classroom Benefits

- The Dropbox gives students one central location for submission of all Written Assignments.
- The new Gradebook easily allows access to instructor comments on assignments. Timely feedback will improve student success.
- The new online classroom is more reliable with minimal downtime. Limited technical interruptions will enhance the student learning experience.


Logging In

- 
1. Student Portal
 2. Existing Credentials
 3. Click on Course Link


- Course Home
- Meet Your Instructor
- ~ Week 1
- ~ Week 2
- ~ Week 3
- ~ Week 4
- ~ Week 5
- Library
- Learning Resources

Course Home

Announcements

 [Expand All](#)

Announcement	Submitter	Date/Time *
 Welcome to the class	Brian Woods	10/14/2009 12:00 AM




Welcome to ...

CRJ201
Introduction to
Criminal Justice

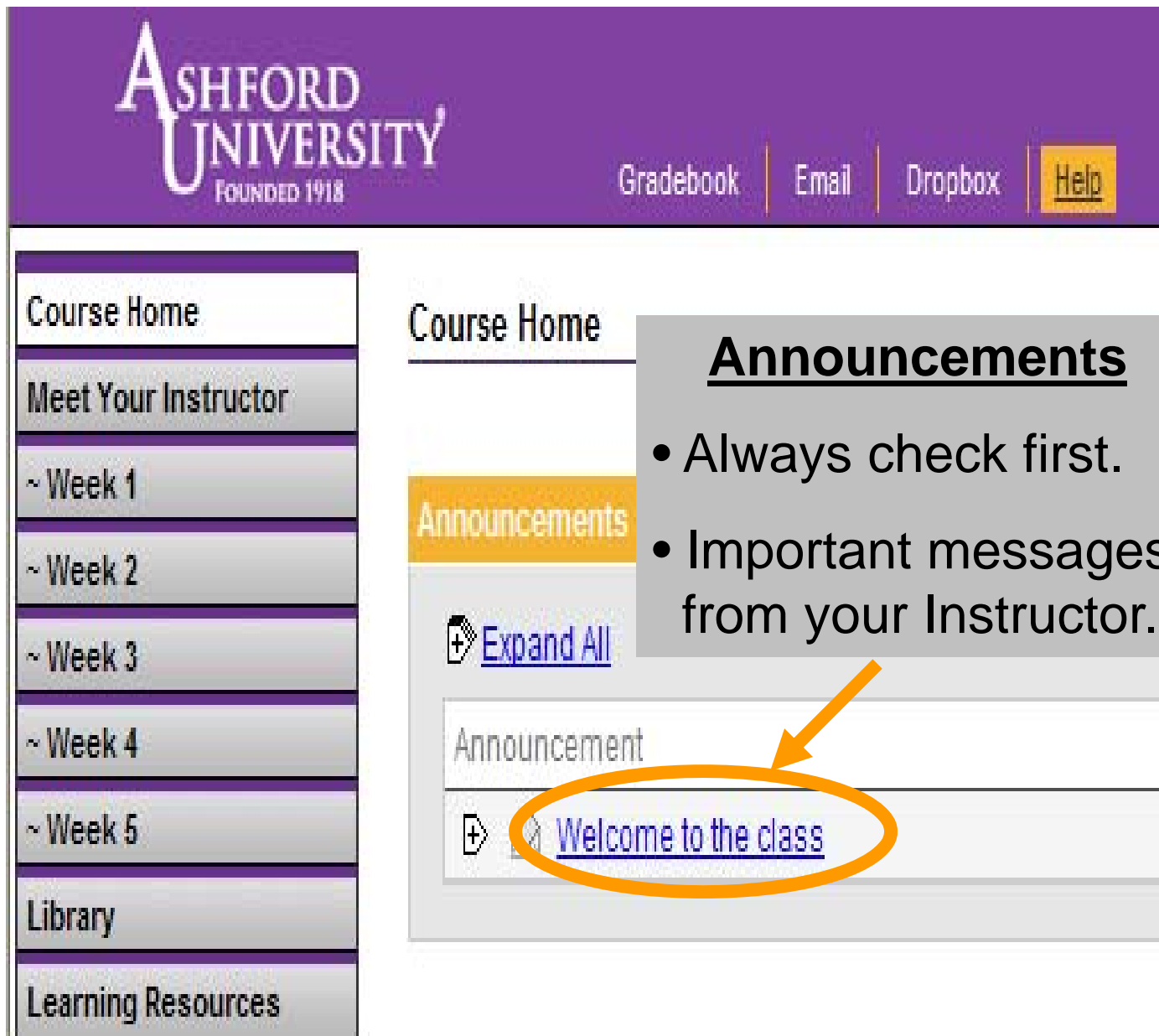

[Start Course Here](#)

Click here to begin!



Menu

Click Headers to expand menu.



ASHFORD UNIVERSITY
FOUNDED 1918

Gradebook | Email | Dropbox | [Help](#)

Course Home

Meet Your Instructor

~ Week 1

~ Week 2

~ Week 3

~ Week 4

~ Week 5

Library

Learning Resources

Course Home


Announcements

[Expand All](#)

Announcement

[Welcome to the class](#)

Announcements

- Always check first.
 - Important messages from your Instructor.
- 

- Course Home
- Meet Your Instructor
- ~ Week 1
- ~ Week 2
- ~ Week 3
- ~ Week 4
- ~ Week 5
- Library
- Learning Resources

Course Home

Announcements

 [Expand All](#)

Announcement	Submitter	Date/Time *
  Welcome to the class	Brian Woods	10/14/2009 12:00 AM

“Expand All” View

With a warm hello and a
pleasure to welcome you.

- To view all Announcements. is a real

During the next five weeks, you will see a range of topics about adult development and life assessment. Our course has tremendous practical applications for you during these five weeks, your time at Ashford University, and long after you walk across that commencement stage to join the ranks of college educated men and women.

Home Menu
Options:
New
addition of
Ashford
Café'

Course Home

- Syllabus
- Course Materials
- Course Grading
- Course Calendar
- About Discussions
- Student Responsibilities & Policies
- Technology Resources & Requirements
- Help Desk
- Disability Services
- Ashford Cafe

 **Meet Your Instructor**

- ~ Week 1
- ~ Week 2
- ~ Week 3
- ~ Week 4
- ~ Week 5

Library


Learning Resources



Click to
minimize the
expanded
view option.

Course Home

Announcements


 [Expand All](#)

Announcement

  [Welcome to the class](#)



Meet Your Instructor

Course Home
Meet Your Instructor
Faculty Expectations
Ask Your Instructor

~ Week 1
~ Week 2
~ Week 3
~ Week 4
~ Week 5
Library
Learning Resources

Access the:

Instructor Profile
Faculty Expectations
Ask Your Instructor

“Ask Your Instructor” has replaced the Questions and Concerns discussion forum.

- Course Home
- Meet Your Instructor
- Faculty Expectations
- Ask Your Instructor**
- ~ Week 1
- ~ Week 2
- ~ Week 3
- ~ Week 4
- ~ Week 5
- Library
- Learning Resources

Ashford 1: Meet Your Instructor - Ask Your Instructor

Ask Your Instructor

This discussion forum was created for any questions you may have concerning weekly topics, assignments and activities, expectations, and any other course-related matters. This is a public forum so that all individuals in class may benefit from an informative discussion thread. If you have a private matter to discuss, please send an email to your instructor through the Email link in the navigation bar at the top of the screen.

Press “Respond” to post questions to your instructor.

 [Respond](#)

 [Expand All](#)  [Print View](#)  [Show Options](#)

Responses

 Response ^	Author	Date/Time*
--	------------------------	----------------------------

No one has responded to this topic. To be the first respondent, click the Respond link below the topic.

Weekly main tabs contain:

- Learning Outcomes and Overview
- Readings
- Discussion Questions & Assignments

Ashford New Online Classroom

Course Home

Meet Your Instructor

~ Week 1

Instructor Guidance

Post Your Introduction

Discussion 1

Discussion 2

~ Week 2

~ Week 3

~ Week 4

~ Week 5

Library

Learning Resources

Ashford 2: ~ Week 1

Week One Learning Outcomes

This week students will:

- Explain how multiculturalism and diversity present special justice.
- Discuss the causation of crime from a criminological theory.

Assignment	Due Date		
Post your Introduction	Day 1		
Multiculturalism and Diversity in CJ	Day 3 (1st post)	Discussion Forum	5
Causes of Crime	Day 3 (1st post)	Discussion Forum	6



Readings

1. Read the course description, overview and learning outcomes.
2. To help with answering this Week's Discussion Forum questions, read the following chapters from the text, *Criminal Justice Today*. If your book has not arrived yet, the readings for Week One are available to download: [Chapter 1](#), [Chapter 2](#), [Chapter 3](#)
 - o Chapter 1 – What is Criminal Justice? (pp. 1-23)

Within each week:

- Instructor Guidance
- Discussion Forums
- Assignment Instructions (if applicable)
- Assessments (if applicable)

Discussion Forums: New & Improved

Course Home
Meet Your Instructor
~ Week 1
Instructor Guidance
Post Your Introduction
Discussion 1
Discussion 2

~ Week 2
Instructor Guidance
Discussion 1
Assignment

~ Week 3
~ Week 4
~ Week 5
Library
Learning Resources

Now Separated by Week

Less Sorting

Easier to Navigate

More Organized

- Course Home**
- Meet Your Instructor**
- ~ Week 1
 - Instructor Guidance
 - Post Your Introduction
 - Discussion 1**
 - Discussion 2
- ~ Week 2
- ~ Week 3
- ~ Week 4
- ~ Week 5
- Library**
- Learning Resources**

Your initial discussion thread is due on Day 3 (Thursday) and you have until Day 7 (Monday) to respond to your classmates. Your grade will reflect both the quality of your initial post and the depth of your responses. Reference the [Discussion Forum Grading Rubric](#) for guidance on how your discussion will be evaluated.

Multiculturalism and Diversity

Lead a discussion on your assigned topic. Provide a formal definition of the issue and then share your own views (Note: remember to cite your sources). In your response to at least two of your classmates' postings, reinforce accurate perceptions and dispel myths and "Urban Legends." Your initial posting should be at least 200 - 250 words in length with a substantive response to at least two of your fellow students' postings. Your topic is assigned based on the first letter of your last name:

- a. (Names starting with A-C) — Topic: Gender Issues in Criminal Justice
- b. (Names starting with D-F) — Topic: Crime Against the Elderly
- c. (Names starting with G-I) — Topic: Hate Crime
- d. (Names starting with J-M) — Topic: White Collar Crime
- e. (Names starting with N-P) — Topic: Organized Crime
- f. (Names starting with Q-S) — Topic: Gun Crime
- e. (Names starting with T-V) — Topic: Drug Crime
- g. (Names starting with W-Z) — Topic: High-Technology Crime
- h. (Names starting with W-Z) — Topic: High-Technology Crime

 [Respond](#)

 [Expand All](#)  [Print View](#)  [Show Options](#)

Responses

 [Response](#) ^

[Author](#)

[Date/Time](#)

No one has responded to this topic. To be the first respondent, click the Respond link below the topic.

Discussion Question:

Now you can view your discussion questions while typing your response

To post your initial thread click this "Respond" button

Written Assignments:

Now submit all Written Assignments using the “Drop Box”.

ASHFORD UNIVERSITY
FOUNDED 1918

Gradebook | Email | **Dropbox** | help

Ashford New Online Classroom

Ashford 3: ~ Week 2 - Assignment

[CJ Careers](#)

Prepare a two to three page paper, following the APA guidelines, examining three of the CJ Careers located in the textbook and on the [Careers in Criminal Justice video](#) provided by Prentice Hall. At a minimum, your paper must include a detailed description of the career chosen and your interest level in that career and why. You must use at least two scholarly sources to support your observations.

Carefully review the [Grading Rubric](#) for the criteria that will be used to evaluate your assignment.

Submitting your assignment via the Dropbox

1. Select the **Dropbox** link in the navigation bar at the top of the screen.
2. When the Dropbox page opens, click on the **Submit Assignment** link.
3. From the **Basket** drop-down menu, select the basket that corresponds with your assignment.
4. Enter desired comments to your instructor in the text editor, or simply leave it blank. (DO NOT copy/paste your assignment into the comment box.)
5. Attach your document by clicking the **Add/Remove** link, then follow the prompts in the pop-up window.
6. When your file has uploaded, it will appear as a link under **Attachments**.
7. When you are finished, click on the **Submit Assignment** button.
8. Your assignment now has been submitted for instructor review. Confirm that your assignment is visible in your **Outbox Basket**.

Submit assignments by clicking the Submit Assignment link

Ashford University
FOUNDED 1918

Ashford New Online Classroom

Gradebook | Email | Dropbox | Help

Course Home

Meet Your Instructor

~ Week 1

~ Week 2

Instructor Guidance

Discussion 1

Assignment

~ Week 3


~ Week 4

~ Week 5




Library

Learning Resources

Dropbox

 [Submit Assignment](#)

Inbox

 [Basket](#)  [Date / Time *](#) 

Numeric Letter
Grade: Grade:

The Inbox is empty.

Outbox

[Basket](#)

The Outbox is empty.

* Times are displayed in (GMT-07:00)

Outbox/Inbox:

1. Upon proper submission of your Written Assignments they will appear in your "Outbox."
2. Once your instructor grades your Written Assignment, it will be available in your "Inbox."

Quick Review: Submitting Assignments

1. Click Dropbox
2. Select assignment date from Basket drop down list
3. Attach your document
4. Submit Assignment

Course Home
Meet Your Instructor
~ Week 1
~ Week 2
~ Week 3
~ Week 4
~ Week 5
Library
Learning Resources

Dropbox

Submit Assignment

Submit Assignment Cancel

Basket: * Please Select

Font Name Size B I U


Attachments: [Add/Remove](#)

* Indicates a required field

Submit Assignment Cancel

Gradebook:

Click Gradebook to view all grades for your current class.



- Course Home
- Meet Your Instructor
- ~ Week 1
- ~ Week 2
- ~ Week 3
- ~ Week 4
- ~ Week 5
- Library
- Learning Resources

Gradebook

[View Gradebook](#) [User Activity](#)

My Gradebook: Sample Student

Grade To Date: [3](#)

	Grade	Earned to Date
Ashford 6: ~Week 5 - Final Exam Part 1	3	3 pts.
Ashford 6: ~Week 5 - Final Exam Part 2	*	
Total		3 pts. (of 0 Completed)
Grade To Date:		3

Gradebook Key




- * Items not yet graded
- Exams not yet entered
- + Extra Credit
- ⊘ Excluded from Course Grade

Bold values indicate all items have not been graded.
To access grade details and comments click on the assignment name.
The grade to date shown above includes only the items graded thus far—it does not take into account ungraded items.

Instructor Feedback:
Click on assignment grade to view instructor comments.

Function Buttons



-  hides or displays the left hand menu/navigation panel
-  return to the homepage
-  log out of the system

Benefits Revisited

- Save time navigating with the organized, intuitive classroom design.
 - Discussions by week
 - View Discussion questions while typing responses
 - Dropbox as central repository for assignments
- Increased visibility and feedback in the Gradebook.
- 24/7 Tech Support available to assist with technical questions.

Attendance Update

To clarify, attendance in your classroom must be posted by:

- 11:00 P.M. Pacific Time
- Midnight Mountain Time
- 1:00 A.M. Central
- 2:00 A.M. Eastern
- Or the appropriate conversion if outside the continental U.S.

Please refer to the Attendance Policy communication.

Student Success



This is an exciting time for Ashford University and our students. These classroom changes are just one more way we are fulfilling our Mission and creating a positive learning experience.